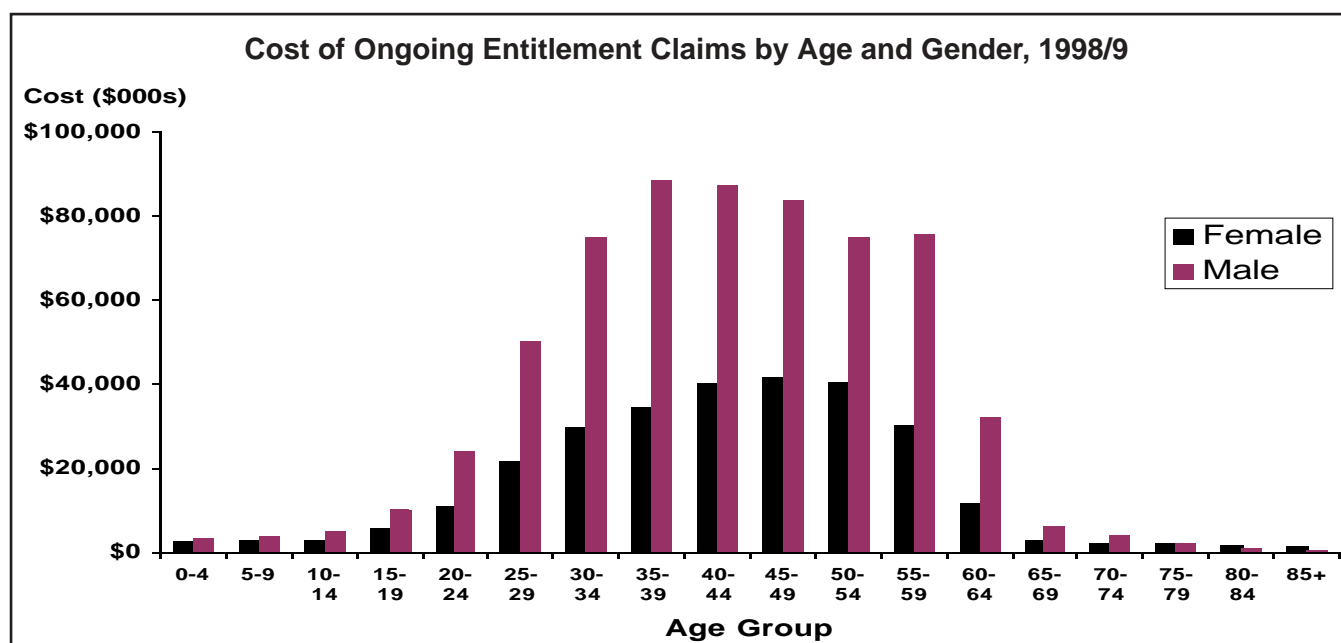


# Long Term Impact of Injury

The long term impact of injury can be measured in a variety of ways. This fact sheet features ACC ongoing entitlement claims. Entitlement claims are those where ACC makes a payment directly to the claimant or pays for a service provided to the claimant. This excludes claims for payment of medical fees only. The most common entitlement is earnings related compensation (income maintenance). Ongoing Claims are claims still active after the financial year in which they were registered.

- In the financial year 1998/9 the ACC spent approximately \$1,131 million on entitlement claims. Ongoing claims made up 47% of the active claims, and cost \$1,041 million, 80% of the total cost.
- Injuries resulting in claims made five or more years ago accounted for only 21% of claims yet contributed almost half (49%) of total costs in 1998/9.

## Age and Gender



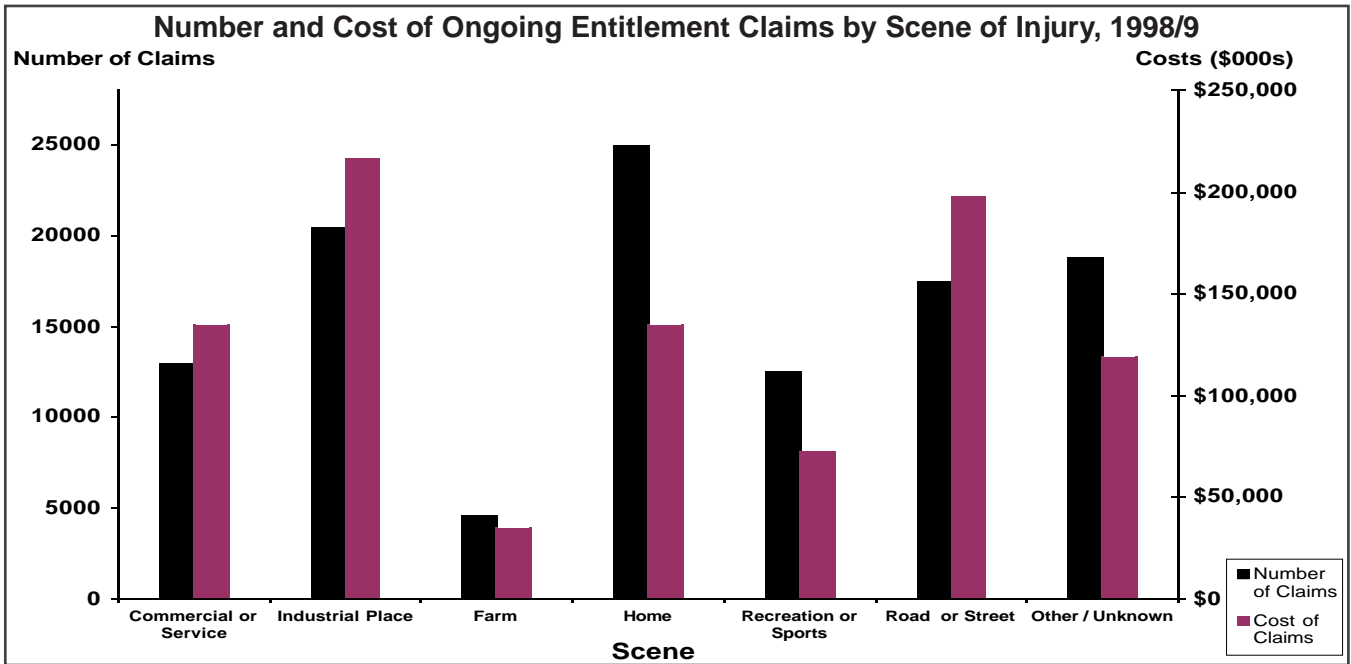
- 58% of ongoing claimants were male and their claims were more expensive (69% of the cost).
- Costs increased steadily from the 15-19 year old age group to peak in the 35-39 year olds in males. A similar pattern occurred for females but the peak was among 45-49 year olds.
- The majority of the costs were attributable to people of working age. The main component of this cost was earnings related compensation.

## Injury Type

- The major injury types by both claims and costs were soft tissue injuries<sup>1</sup> (42% of claims, 51% of costs) and fractures or dislocations (18% of claims, 19% of costs).

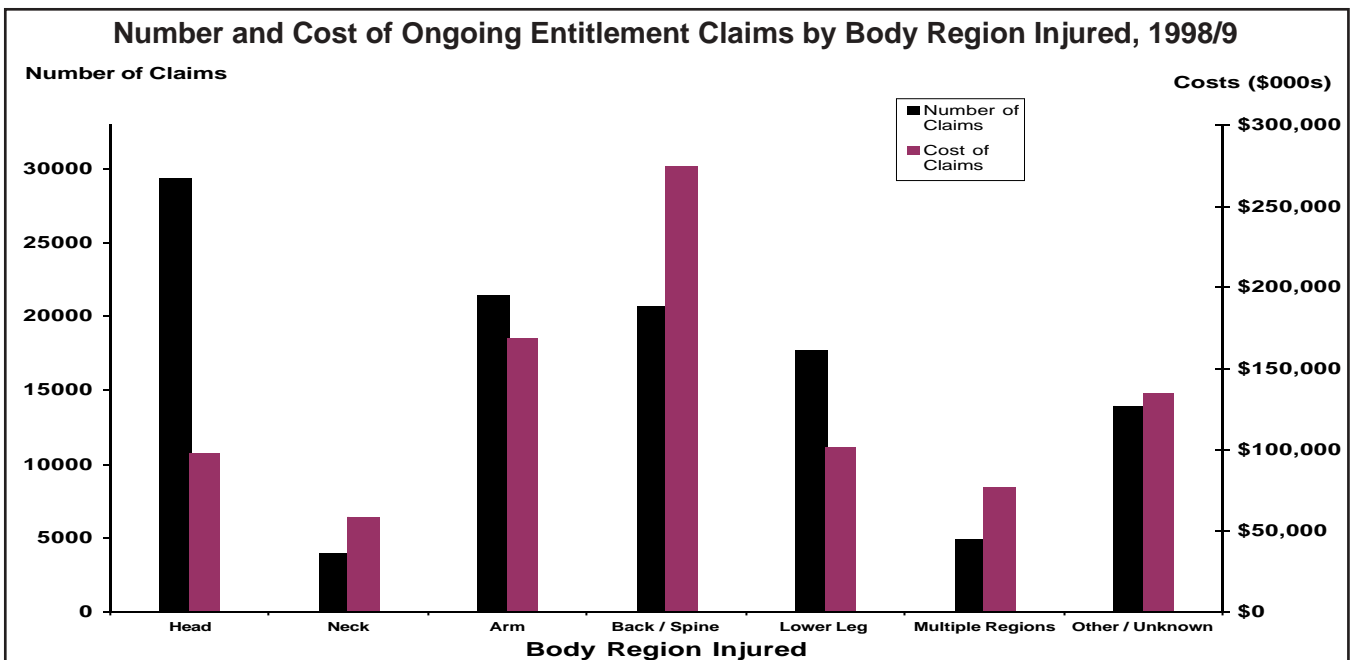
<sup>1</sup> Soft Tissue Injury is an extremely broad category covering injuries from muscle strains to tetraplegia.

## Scene of Injury



- The main scenes contributing to entitlement costs were and industrial place and commercial/service (workplace incidents) and road/street (motor vehicle crashes).
- Road/Street was the most expensive scene per claim (\$11,360 average per claim). Home was the cheapest (\$5,400 average per claim).

## Body Region Injured



- The most common body region injured was the head (26% of claims), but injuries to the back or spine contributed the most to costs (30% of costs).
- The most expensive body regions injured were Multiple Regions (average \$15,577/claim) and Neck (average \$14,747/claim).

Data source: Accident Compensation Corporation, Injury Statistics 1999, ACC, Wellington, 1999

Prepared by SCR Stephenson, JD Langley, DM Allnatt, March 2001